
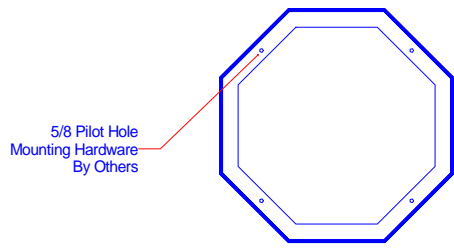
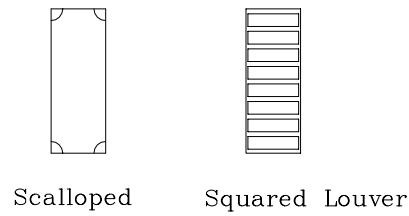


Optional Cupola Windows



Standard Cupola Panels



MOUNTING DETAIL

1/2" Connecting Bolts

2"x2"x3/16" steel angle bacing

2"x3"x3/16" steel anchor plate.

Weight: 700#

Mounting Hardware
(Supplied by Others)



Note: All Drawings are the property of PFI
Dimensions and designs may be altered
to accomodate manufacturing.

PO Box 6513 - High Point, NC 27262
800-736-3113
www.churchoutlet.com

Model :

32

Drawn by:

TJD

Date:

6/8/2002